

STRATEGIC COMPLEMENTARITIES AND THE TWIN CRISES*

Itay Goldstein

The economic literature emphasised the role of strategic complementarities in generating banking crises and currency crises. Motivated by evidence from recent financial crises, we study a model, where strategic complementarities exist, not only within a group of creditors or within a group of currency speculators, but also between the two groups. The additional type of complementarities generates a vicious circle between banking crises and currency crises. This magnifies the correlation between the two crises and destabilises the economy. We show that, due to the vicious circle, a Lender of Last Resort might not be able to prevent bank runs.

It is well known that strategic complementarities among economic agents may cause financial crises. According to banking-crises theory, due to the fact that banks finance long-term investments with short-term liabilities, an individual creditor is better off demanding early withdrawal if other creditors do so. This, in turn, may cause a panic among creditors, and may generate a bank run that cannot be explained by economic fundamentals alone (Diamond and Dybvig, 1983). Similarly, in currency-crises theory, the willingness of the government to maintain a fixed exchange rate regime decreases with the number of speculators that attack the currency. As a result, the incentive of an individual speculator to attack the currency increases with the number of speculators who do that, and, again, this might lead to a currency attack that is not justified by economic fundamentals (Obstfeld, 1996; Morris and Shin, 1998).

A common feature in all the papers mentioned above is that they look at one group of homogeneous agents – either creditors or speculators – and analyse the consequences of strategic complementarities among members of this group. An interesting case (that was not analysed in the literature) arises when strategic complementarities exist, not only within a group of creditors or within a group of speculators, but also between the two groups. By this, we mean that the incentive of creditors to run on the bank increases, not only with the number of creditors that run on the bank, but also with the number of speculators that attack the currency. Similarly, the incentive of speculators to attack the currency increases with the number of creditors that run on the bank as well as with the number of speculators that attack the currency.

We believe that such a pattern of strategic complementarities is quite realistic, and can result from some basic features that characterised small open emerging

* I thank Philippe Bacchetta, Roel Beetsma, Amil Dasgupta, Pierre-Olivier Gourinchas, Elhanan Helpman, Nissan Liviatan, Stephen Morris, Ady Pauzner, Assaf Razin, Hyun Song Shin, the late Oved Yosha and two anonymous referees for helpful comments. I also thank seminar participants at The Bank of Israel, Harvard University, Princeton University and Yale University, and participants in a CEPR conference on ‘The Analysis of International Capital Markets’ (Tel Aviv, November 2000) and in a CFS conference on ‘Liquidity Concepts and Financial Instabilities’ (Elville, June 2003). This article has an Appendix available on this JOURNAL’s website www.res.org.uk.

markets in the last two decades. In fact, this pattern was mentioned in two descriptive papers that documented recent financial crises in such markets.¹ In these economies, governments maintained fixed exchange rate regimes or narrow exchange rate bands, which were obviously vulnerable to speculative attacks. Domestic banks, in these markets, had a mismatch between foreign liabilities and domestic assets and were thus exposed to (and not hedged against) exchange-rate risks.² This basic set-up can generate strategic complementarities between foreign creditors and speculators. (In addition to the strategic complementarities among members of each group.)

Two effects account for these strategic complementarities. First, a currency attack that yields depreciation of the exchange rate reduces the value of banks' investments relative to the value of their liabilities. Knowing that, foreign creditors expect that banks will have fewer resources to pay their future liabilities and thus find it more profitable to take their money out immediately, i.e., to run on the bank. Second, when foreign creditors run on domestic banks and pull their money out of the economy, they indirectly reduce the amount of foreign reserves held by the government. Then, the government faces a higher cost of defending the currency and abandons the fixed exchange rate regime in more circumstances. This increases the incentive of speculators to attack the currency, as they know that the attack is more likely to succeed.

In this paper, we study a model with two types of agents: foreign creditors and speculators. Due to the features of emerging markets that were described above, our model has strategic complementarities between foreign creditors and speculators (in addition to strategic complementarities within each group). We study the implications that these strategic complementarities have for the realisation of both banking crises and currency crises and for the correlation between the two.

A major empirical motivation for this study is the recent evidence on the *twin crises* phenomenon documented by Kaminsky and Reinhart (1999). They show that many international financial crises that occurred during the 1980s and 1990s included both a massive devaluation and a collapse of the banking system. They find that macroeconomic variables at the root of both of these crises may explain some of the positive correlation between them, however, they also point to the existence of a vicious circle, in which banking and currency problems aggravated each other during that time.

In our model, due to strategic complementarities between speculators and creditors, an increase in the probability of one type of crisis generates an increase in the probability of the other type. This yields a vicious circle between the two types of crisis: a higher probability of bank runs leads to a higher probability of currency attacks, which, in turn, causes the probability of bank runs to increase

¹ See Radelet and Sachs (1998) for the case of South East Asia in 1997 and Dornbusch *et al.* (1995) for the cases of Chile in 1982 and Mexico in 1994.

² As Krugman (1999) suggested, this exposure can be indirect. In such a case, the assets of the bank can be loans that are denominated in terms of the foreign currency but are extended to domestic firms. Then, depreciation can harm the balance sheets of the domestic firms, which are directly exposed to exchange rate risks. This will harm their solvency and lead to a reduction in the value of bank assets.

even more. This vicious circle can continue on and on – generating higher probabilities of both crises.

Our model shows that in equilibrium, the vicious circle has two interesting effects. The first effect is a destabilising effect. There are states of nature, in which a banking crisis occurs just because creditors believe that a currency crisis is going to occur, and a currency crisis occurs just because speculators believe that a banking crisis is going to occur. In these cases, each crisis should not have occurred on its own, but both crises occur as a result of the complementarities between the banking sector and the currency market. The second effect is on the correlation between the two crises. Due to the vicious circle, both crises become strongly connected to each other and the result in many cases will be a perfect correlation between the two crises: either both crises occur or none of them does.

We analyse other empirical implications of the model and confront them with empirical findings of other recent studies on the twin crises phenomenon.³ We focus on two issues: the frequency of twin crises relative to regular banking or currency crises, and the costs of twin crises. We show that in our model twin crises are expected to be more frequent in financially liberalised emerging markets than in industrial economies and in developing economies that are not financially liberalised. We also show that in emerging markets twin crises are expected to be more costly than regular banking and currency crises, but this is not necessarily the case in industrial countries. These implications are broadly consistent with the empirical evidence.

Our framework also yields some interesting policy implications. First, as the two crises are strongly connected, our model suggests that a useful way to reduce the probability of one type of crisis is to prevent the other crisis. Thus, an increase in the transaction cost that speculators have to bear when they attack the currency will directly reduce the probability of a currency attack and indirectly reduce the probability of a bank run. Similarly, higher commitment to maintain the fixed exchange rate regime, or lower short-term payoffs to investors will reduce the probabilities of both types of crises. Second, a ‘Lender of Last Resort’ regime might not achieve its goal of preventing bank runs. Thus, when the government acts as a Lender of Last Resort, it loses more reserves and increases the probability of a currency crisis. Then, since a currency crisis increases the probability of a banking crisis, the result of a Lender of Last Resort might be a higher probability of a banking crisis. As a result, other policy measures that do not affect the reserves of the government, such as an international Lender of Last Resort (IMF) or suspension of convertibility, may be preferable in the presence of spillovers between the banking sector and the currency market.

Because of strategic complementarities, in our model both banking crises and currency crises result from self-fulfilling beliefs. We think this is an important feature since the common view on many recent crises is that the state of the economy that preceded them was not sufficiently bad to justify a crisis without some economic agents believing that a crisis was indeed about to occur. However,

³ See Bordo *et al.* (2001), Eichengreen and Bordo (2002), Glick and Hutchison (2002), Hoggarth *et al.* (2002), and Hutchison and Noy (2004).

unlike most models of self-fulfilling beliefs, our model has a unique equilibrium, in which the fundamentals of the economy uniquely determine whether crises are going to occur or not. This unique equilibrium enables us to derive predictions, which cannot be derived in standard models of self-fulfilling beliefs. Thus, it enables us to characterise endogenous probabilities of both types of crisis, demonstrate the vicious circle between the two crises, discuss the effect of strategic complementarities on the equilibrium outcomes and analyse policy measures that can affect the probabilities of crises.

The existence of unique equilibrium in our framework results from the assumption that agents do not have common knowledge about the fundamentals of the economy. Carlsson and van Damme (1993) were the first to show that non-common knowledge generates a unique equilibrium in models of strategic complementarities. Morris and Shin (1998) applied this argument in the context of currency attacks and Goldstein and Pauzner (2005) applied it in the context of bank runs. Our paper integrates the banking sector in Goldstein and Pauzner (2005) with the currency market in Morris and Shin (1998) and studies the twin crises phenomenon, which was not studied in any of these papers. Because of the existence of two groups of agents, the methodology used in our paper to study the equilibrium outcomes is different from the methodologies used by Goldstein and Pauzner and by Morris and Shin. Some of the theoretical tools we use here are based on the recent work of Frankel *et al.* (2003), who generalised the basic result of Carlsson and van Damme.⁴

To date, few models have addressed the relationship between currency crises and banking crises. The list includes: Allen and Gale (2000), Burnside *et al.* (2001*a,b*), Chang and Velasco (2000, 2001), Goldfajn and Valdes (1997), Miller (1996, 1998*a*) and Velasco (1987). Miller (1998*b*) and Marion (1999) provide short surveys. Our paper is different from these papers in three aspects: first, we analyse strategic complementarities between creditors and speculators, whereas the other papers do not look at the interaction between these two groups of agents. Second, we derive firm predictions in a framework of self-fulfilling beliefs. Third, we obtain new results on the occurrence of both types of crises in equilibrium and analyse new policy implications.

The remainder of this paper is organised as follows. Section 1 presents the basic model. In Section 2, we analyse the different types of strategic complementarities and demonstrate the vicious circle between the two crises. Section 3 presents the equilibrium outcomes. In Section 4, we study empirical implications. Section 5 discusses policy implications. Section 6 concludes. Proofs are relegated to the Appendix.

1. The Model

Our economy has a banking sector and a currency market. In the banking sector, a continuum $[0,1]$ of foreign creditors holds claims in a commercial bank. Each

⁴ The literature that followed Carlsson and van Damme (1993) is known as the global games literature. Other applications in this literature include Dasgupta (2004), Goldstein and Pauzner (2004) and Rochet and Vives (2004). For excellent surveys see Morris and Shin (2001, 2003).

creditor has to decide whether to demand her money from the bank immediately (i.e. to run on the bank) or to wait. In the currency market, a continuum $[0, A]$ of speculators holds units of the domestic currency peso. The exchange rate of the peso against the dollar (the foreign currency) is initially fixed at 1. The government is committed to maintaining this level of the exchange rate and is therefore willing to exchange pesos for dollars at that rate. Each speculator has to decide whether to demand such an exchange (i.e. to attack the domestic currency) or not. In case that many speculators attack the currency, the government might decide to break its commitment and to let the market determine the level of the exchange rate.

Agents from both groups are risk neutral and thus choose their actions so as to maximise their expected payoffs.⁵ Each agent makes her decision after receiving a private signal about the state of the economy. (We assume that agents make their decisions simultaneously.) This state, which is denoted as θ and will be referred to as the *fundamentals of the economy*, affects the prospects of the bank and the prospects of the currency in the same direction. It can represent either the terms of trade or the level of productivity, as both of them – when they improve – strengthen the prospects of the domestic currency and those of the domestic bank.⁶

We assume that θ has the (improper) uniform prior over the real line. The value of θ is not publicly reported after it is realised. Instead, each agent from both groups receives a private signal regarding the value of the fundamentals. More specifically, when θ is realised, agent i observes a signal $\theta_i = \theta + \sigma\epsilon_i$, where $\sigma > 0$ is a constant and the individual specific noise terms ϵ_i are independently distributed according to a smooth symmetric density function $g(\cdot)$ (the c.d.f. is denoted as $G(\cdot)$) with mean zero.⁷

Figure 1 depicts the order of events in the economy. We now turn to describe the banking sector and the currency market in more detail.

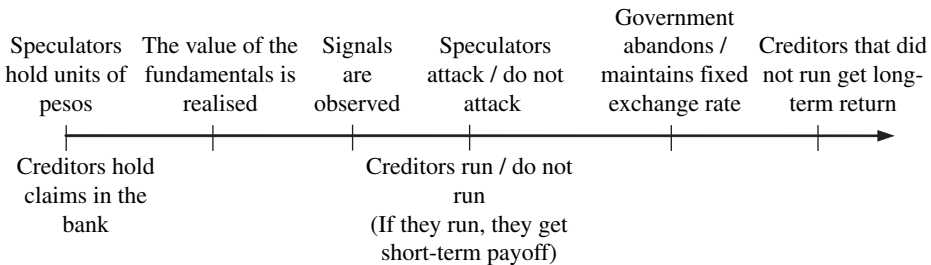


Fig. 1. *The Order of Events*

⁵ Because of the risk neutrality, some agents can belong to both groups and still maximise their expected payoffs from each activity without considering the payoff received from the other activity.

⁶ The fact that we have a unique variable that affects both the banking sector and the currency market helps to simplify our model. This assumption does not account for our result of perfect correlation between banking crises and currency crises (See Section 3).

⁷ Improper priors simplify the exposition by allowing us to concentrate on the updated beliefs of creditors and speculators conditional on their signals without taking into account the information contained in the prior distribution. Thus, our results can be seen as the limiting case as the information in the prior density goes to zero. They will go through with a proper prior as long as the information in the private signal is sufficiently more precise than the information in the prior distribution. See Hartigan (1983), Morris and Shin (2003, Section 2) and Corsetti *et al.* (2004) for more discussion on improper priors and their use in the global games literature.

1.1. *The Banking Sector*

In the banking sector, there is one commercial bank and a continuum $[0,1]$ of foreign creditors. Each creditor holds a claim of 1 dollar in the commercial bank. The bank invests the total sum of money in a local long-term asset. The gross return of the asset per each dollar of investment is either $R(\theta, n)$ pesos after maturity (that is, in the long term) or 1 peso in case of an early withdrawal (that is, in the short term). We assume that a portion α of the short-term return is obtained in dollars, and the rest $(1 - \alpha)$ is obtained in pesos. This may represent the ability of the bank to sell only a part of the liquidated investment abroad. We also assume that the long-term return R is an increasing function of the state θ , given that the asset is local. It is also a decreasing function of n , the proportion of the investment that is withdrawn early, due to an increasing return to scale on aggregate investment.⁸

The loan contract enables creditors to withdraw money from the bank either in the short term or in the long term. If they withdraw in the short term, creditors are promised a payment of 1 dollar, whereas if they withdraw in the long term, they are promised a payment of r_2 dollars; $r_2 > 1$. In order to serve creditors that wish to withdraw money in the short term, the bank has to liquidate a portion of the investment and to exchange the peso-return for dollars with the government (recall that creditors are promised to get their payments in dollars). The bank has to exchange $(1 - \alpha)$ pesos with the government per each unit of investment that he has to liquidate.

Since the exchange rate is initially fixed at 1, creditors know that they can get 1 dollar from the bank if they withdraw immediately (in the short term). If they wait, however, the bank might not be able to pay them the promised r_2 dollars. This is because the dollar value of the banks' assets in the long term might be low due to a change in the exchange rate, a low level of the fundamentals, or a high proportion of agents who decided to withdraw early. In such a case, creditors that did not run in the short term will get control over the banks' assets in the long term. Thus, denoting the level of the exchange rate (i.e. the price of one peso in terms of dollars) in the long term as e , the long-term payoff of creditors will be $\hat{R}(\theta, n, e)$ dollars, where:⁹

$$\hat{R}(\theta, n, e) = \begin{cases} eR(\theta, n) & \text{if } eR(\theta, n) \leq r_2 \\ r_2 & \text{if } eR(\theta, n) \geq r_2 \end{cases} \quad (1)$$

Clearly, $\hat{R}(\theta, n, e)$ is an increasing function of the fundamentals of the economy and a decreasing function of the proportion n of creditors that withdraw early.

⁸ Here, increasing returns to scale are the source for strategic complementarities among creditors. We think this is a realistic assumption in the context of a small open emerging market. Such complementarities could also result from lack of liquidity in the short term (Diamond and Dybvig, 1983). See also footnote 9 for a related discussion.

⁹ Note that in our specification, banks do not fail in the short term as they always have enough resources to pay creditors who demand early withdrawal. Instead, the fact that many creditors demand early withdrawal might cause banks to fail in the long term. This specification follows Morris and Shin (2004). We chose this specification to simplify the exposition. Alternative specifications, where banks might fail also in the short term, are offered by Goldstein and Puzner (2005) and by Rochet and Vives (2004), and follow Diamond and Dybvig (1983). Adopting one of these specifications in a model of twin crises will complicate the exposition without adding much economic content.

Moreover, it is also an increasing function of the level of the exchange rate e , since in case of depreciation, the long-term value of the bank's asset in dollar terms will decrease.¹⁰

Each creditor has to decide whether to withdraw her money from the bank immediately (that is, to run on the bank) or to wait until the long term. Creditors will choose the action that yields a higher expected payoff. Clearly, the decision depends on what they believe other creditors and speculators are going to do.

We follow Morris and Shin (2003) and assume the existence of uniform dominance regions.¹¹ Specifically, there exist $\underline{\theta}_B, \bar{\theta}_B$ and $k_B > 0$, such that $R(\underline{\theta}_B, 0) = 1 - k_B$ and $R(\bar{\theta}_B, 1) \cdot f(\bar{\theta}_B) = 1 + k_B$. ($f(\theta)$ is the market level of the exchange rate; it is defined in the next subsection.) Since e is equal to 1 or $f(\theta)$, and since $f(\theta) < 1$ (see below), we know that when the level of fundamentals is below $\underline{\theta}_B$, the long-term return is lower than the short-term return by at least k_B dollars for any possible behaviour of other creditors and speculators. Similarly, when the fundamentals are above $\bar{\theta}_B$, the long-term return is higher than the short-term return by at least k_B dollars.¹²

1.2. The Currency Market

The government is committed to maintain the domestic currency's exchange rate e at a fixed level of 1. The government will keep this commitment as long as the benefit from maintaining the fixed exchange rate exceeds the cost of doing that. If the government decides to abandon the fixed exchange rate, it will let the currency market determine the new level of the exchange rate. In such cases, e will equal $f(\theta)$, where f is an increasing function of the fundamentals (that is, the currency tends to appreciate when economic conditions improve). We assume that $f(\theta) < 1$ for every θ , that is, the government initially fixes the exchange rate at an over-appreciated level.

We denote the benefit that the government derives from maintaining the fixed exchange rate as v . This benefit results from credibility that the government gains when it keeps its commitment. The cost of maintaining the fixed rate is denoted as c . We follow Obstfeld (1996) and Morris and Shin (1998) and assume that this cost depends positively on two parameters. The first is the macroeconomic misalignment that is generated by the fixed exchange rate regime. This misalignment is greater when the difference between the market level of the exchange rate and the

¹⁰ Here, the positive effect of the exchange rate on the long-term payoff is a result of the assumption that the return of the asset is denominated in pesos. However, such an effect can exist even when the bank holds a local asset, whose value is denominated in dollars. See footnote 2.

¹¹ See assumption A4* in Morris and Shin (2003).

¹² The existence of $\underline{\theta}_B(\bar{\theta}_B)$ implies that there are signals that are low (high) enough such that it is a dominant action for a creditor to run on the bank (not to run on the bank). To see this, note that when the fundamentals are below $\underline{\theta}_B$, the difference between running on the bank and waiting is at least, k_B , while when the fundamentals are above $\bar{\theta}_B$, this difference must be above $1 - r_2$. Thus, running on the bank will be a dominant action when the posterior probability that the fundamentals are below θ_B is higher than $(r_2 - 1)/(k_B + r_2 - 1)$. This will happen when a creditor gets a signal θ_i that satisfies $G[(\theta_i - \underline{\theta}_B)/\sigma] < k_B/(k_B + r_2 - 1)$. Since the distribution of signals has full support, and since $G(x)$ approaches 0 (1) as x approaches $-\infty(\infty)$, there are signals for which this condition holds. Similarly, waiting will be a dominant action when θ_i satisfies $G[(\theta_i - \bar{\theta}_B)/\sigma] > 1/(1 + k_B)$.

fixed level of the exchange rate is higher. As a result, c is a decreasing function of θ . The second parameter that has a positive effect on c is the amount of foreign reserves that the government loses when it defends the exchange rate. This is because the government has some target level of reserves, which is essential in order to maintain the fixed exchange rate regime. When the difference between this target level and the actual level of reserves is higher, the cost of maintaining the regime becomes higher as well.

In our model, the demand for the foreign reserves of the government originates from two sources: the first is the bank that has to serve early withdrawals (recall that the bank does not have enough dollars to pay creditors in the short term, and thus it has to buy some dollars from the government), and the second is the speculators that attack the currency. We denote the proportion of speculators that attack the currency as m . We also know that the demand of the bank for foreign reserves in the short term is increasing in n (it equals $(1 - \alpha)n$). Eventually, we get that $c = c(\theta, m, n)$, where $\partial c/\partial\theta < 0$, $\partial c/\partial m > 0$, and $\partial c/\partial n > 0$.

Then, the government will maintain the fixed exchange rate regime if and only if:

$$v - c(\theta, m, n) > 0. \quad (2)$$

That is, if and only if $m(\theta, n)$, which is the proportion of speculators that attack the currency at the level of fundamentals θ and the level of capital outflows n , is lower than $m^*(\theta, n)$, which is given by:

$$v - c[\theta, m^*(\theta, n), n] = 0. \quad (3)$$

Finally, the level of the exchange rate e will be determined by the following function:

$$e(\theta, m, n) = \begin{cases} 1 & \text{if } m < m^*(\theta, n) \\ f(\theta) & \text{if } m \geq m^*(\theta, n) \end{cases} \quad (4)$$

Note that $m^*(\theta, n)$ is an increasing function of θ and a decreasing function of n . Thus, $e(\theta, m, n)$ is increasing in θ and decreasing in m and in n .

We now turn to describe the speculators. As we mentioned earlier, there is a continuum $[0, A]$ of speculators. Each speculator holds one unit of peso and has to decide whether to attack the currency or not. The net payoff of a speculator that attacks the currency in terms of dollars is given by:

$$a(\theta, m, n) = 1 - e(\theta, m, n) - t. \quad (5)$$

Here, the benefit from the attack in terms of dollars is $1 - e(\theta, m, n)$, which captures the change in the level of the exchange rate following the attack. This benefit is zero if the government maintains the fixed exchange rate regime, and positive otherwise. The cost of the attack in terms of dollars is $t > 0$. A speculator that does not attack the currency simply gets 0. Each speculator will choose the action that yields the highest expected payoff. (Again, the decision of speculators depends on their beliefs regarding the behaviour of other agents.)

We assume there exist $\underline{\theta}_C$, $\bar{\theta}_C$ and $k_C > 0$, such that $\underline{\theta}_C$ is the highest θ at which $c(\theta, 0, 0) \geq v$ and $1 - f(\theta) - t \geq k_C$. $\bar{\theta}_C$ is defined by $f(\bar{\theta}_C) = 1 - t + k_C$. Similar to the banking sector, $\underline{\theta}_C$ and $\bar{\theta}_C$ define uniform dominance regions.¹³

2. Strategic Complementarities and the Vicious Circle

Our model has two types of strategic complementarities. First, there are strategic complementarities within each group of agents. In the banking sector, due to the increasing returns to scale on the investment held by the bank, the incentive of each creditor to withdraw her money early is higher when more creditors withdraw early. In the currency market, since the cost of defending the currency increases when the government has fewer reserves left, the incentive of each speculator to attack the currency is higher when more speculators attack the currency.

Second, there are also strategic complementarities between the two groups of agents. Since the bank has a mismatch between foreign liabilities and domestic assets, its prospects will deteriorate when the probability of depreciation is higher. As a result, the incentive of creditors to run on the bank increases with the number of speculators that attack the currency. In the other direction, when foreign creditors demand early withdrawal, the bank has to exchange pesos for dollars with the government. This reduces the amount of reserves that the government has, and increases the incentive of speculators to attack the currency. The result of these strategic complementarities is that when speculators attack the currency, they 'effectively' also run on the bank, although they attack for different reasons. Similarly, when creditors run on the bank, they 'effectively' also attack the currency.

In this paper, we are interested mainly in the second type of strategic complementarities, that is, in the complementarities between the two groups. As we show below, this type of strategic complementarities generates a vicious circle between banking crises and currency crises. In the rest of this Section we analyse the strategies of agents in our model and show how their strategies lead to the vicious circle.

We start by looking at threshold strategies. Suppose that all speculators use the same threshold strategy: they all attack the currency if they observe a signal below θ_C and they do not attack if they observe a signal above θ_C . As we show in the Appendix, given these strategies, creditors will also coordinate on a threshold strategy: they will run on the bank if they observe a signal below θ_B and will not run if they observe a signal above θ_B . Moreover, as we also show in the Appendix, for each θ_C that characterises the behaviour of speculators, there is a unique θ_B that characterises the behaviour of creditors. As a result, we can define a function $\theta_B(\theta_C)$ that determines the threshold strategy played by creditors for each threshold strategy that is played by speculators.

We now turn to characterise this function. We know that under the belief that speculators act according to the threshold signal θ_C , creditors will coordinate on

¹³ As in the banking case, we can show that it is a dominant action to attack the currency when θ_i satisfies $G[(\theta_i - \underline{\theta}_C)/\sigma] < k_C/(k_C + t)$, and that it is a dominant action not to attack when θ_i satisfies $G[(\theta_i - \bar{\theta}_C)/\sigma] > (1 - t)/(1 - t + k_C)$.

playing according to θ_B . Now, consider a creditor that observes the signal θ_B and believes that other creditors play a threshold strategy characterised by the signal θ_B , and that speculators play a threshold strategy characterised by θ_C . Due to continuity, this creditor will be indifferent between running and not running. Thus, observing this signal, the payoff she will get from running on the bank (1 dollar) is equal to the expected payoff from waiting until the long term. Given the structure of information, this yields the following equation:

$$\int_{-\infty}^{\infty} \left(\hat{R} \left\{ \theta, G \left(\frac{\theta_B - \theta}{\sigma} \right), e \left[\theta, G \left(\frac{\theta_C - \theta}{\sigma} \right), G \left(\frac{\theta_B - \theta}{\sigma} \right) \right] \right\} - 1 \right) \frac{1}{\sigma} g \left(\frac{\theta_B - \theta}{\sigma} \right) d\theta = 0. \tag{6}$$

Here, conditional on the signal θ_B , the posterior density over θ is $(1/\sigma)g[(\theta_B - \theta)/\sigma]$. Then, given the state θ , the proportion of creditors that run on the bank when they play a threshold strategy characterised by θ_B is $G[(\theta_B - \theta)/\sigma]$. Similarly, the proportion of speculators that attack the currency when they play a threshold strategy characterised by θ_C is $G[(\theta_C - \theta)/\sigma]$. Changing the variable of integration, we can get the following equation that implicitly characterises $\theta_B(\theta_C)$:

$$\int_0^1 \left[\hat{R} \left(\theta_B - G^{-1}(n)\sigma, n, e \left\{ \theta_B - G^{-1}(n)\sigma, G \left[G^{-1}(n) + \frac{\theta_C - \theta_B}{\sigma} \right], n \right\} \right) - 1 \right] dn = 0. \tag{7}$$

Similarly, we define a function $\theta_C(\theta_B)$ that determines the threshold strategy played by speculators for each threshold strategy that is played by creditors. This function is implicitly characterised by the following equation:

$$\int_0^1 a \left\{ \theta_C - G^{-1}(m)\sigma, m, G \left[G^{-1}(m) + \frac{\theta_B - \theta_C}{\sigma} \right] \right\} dm = 0. \tag{8}$$

Proposition 1 studies an important feature of the two functions: $\theta_B(\theta_C)$ and $\theta_C(\theta_B)$.

PROPOSITION 1: *$\theta_B(\theta_C)$ is increasing in θ_C and $\theta_C(\theta_B)$ is increasing in θ_B .*

The implication of Proposition 1 is the following: when creditors believe that speculators attack the currency in more circumstances, they will run on the bank in more cases. Similarly, when speculators believe that creditors run on the bank in more circumstances, they will attack the currency more. This property is a result of the strategic complementarities between creditors and speculators. This property lays the ground for the vicious circle between banking crises and currency crises.

Before we turn to describe the vicious circle, we define four fundamental threshold signals that characterise the behaviour of agents under extreme beliefs: threshold θ_C^* characterises the behaviour of speculators when they believe that creditors never run on the bank, that is that $n = 0$. It is defined by the following

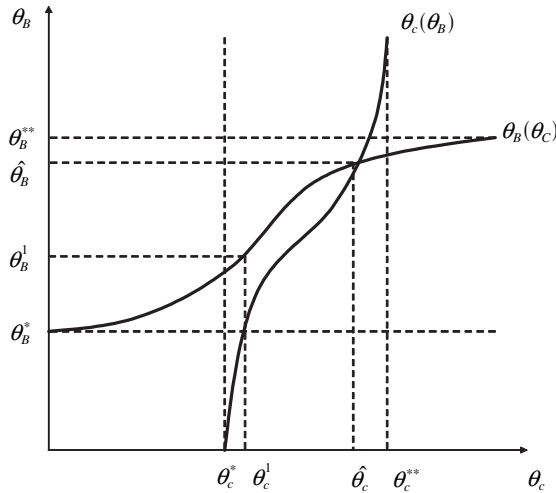


Fig. 2. Threshold Strategies

equation: $\int_0^1 a[\theta_C^* - G^{-1}(m)\sigma, m, 0]dm = 0$. Similarly, threshold θ_C^{**} characterises the behaviour of speculators when they believe that $n = 1$, threshold θ_B^* characterises the behaviour of creditors when they believe that $m = 0$, and threshold θ_B^{**} characterises the behaviour of creditors when they believe that $m = 1$. The equations that define θ_C^{**} , θ_B^* and θ_B^{**} are analogous to the equation that defines θ_C^* . Following Proposition 1, we know that $\theta_B^* < \theta_B^{**}$ and $\theta_C^* < \theta_C^{**}$.

In order to demonstrate the vicious circle between the two types of crises, we use Figure 2. As we see in the Figure, as θ_C becomes small, $\theta_B(\theta_C)$ converges to θ_B^* . This is because creditors become more and more positive that speculators will not attack the currency. Similarly, as θ_C becomes large, $\theta_B(\theta_C)$ converges to θ_B^{**} . As we showed in Proposition 1, overall, $\theta_B(\theta_C)$ increases in θ_C : as θ_C increases and more speculators attack the currency, the level of signal that makes creditors indifferent has to increase in order to compensate them for the higher probability of depreciation. The shape of $\theta_C(\theta_B)$ is analogous to that of $\theta_B(\theta_C)$.

Then, as the Figure shows, the vicious circle between the two crises goes as follows: suppose that creditors believe that $\theta_C = -\infty$, in this case, they will coordinate on a threshold signal: $\theta_B = \theta_B^*$. Then, given that $\theta_B = \theta_B^*$, speculators will act according to a higher threshold signal; this threshold signal is $\theta_C(\theta_B^*)$, which is denoted as θ_C^1 in the Figure. Now, creditors will have to update their beliefs about the behaviour of speculators. Given the new threshold signal that characterises the behaviour of speculators, creditors will now set θ_B to be equal to $\theta_B[\theta_C(\theta_B^*)]$, which is denoted as θ_B^1 . This vicious circle, where both θ_B and θ_C are updated upwards will continue on and on. Eventually, as we show later, we will get to an equilibrium point $\{\hat{\theta}_B, \hat{\theta}_C\}$, where $\theta_C(\hat{\theta}_B) = \hat{\theta}_C$ and $\theta_B(\hat{\theta}_C) = \hat{\theta}_B$. At this point, the process will stop.

To sum up, due to strategic complementarities between creditors and speculators, we observe a pattern where bank runs and currency attacks strengthen each other: when creditors believe that speculators will attack the currency with a higher

probability, they will tend to run more on the bank. This, in turn, will cause speculators to attack the currency even more, and so on.

3. Equilibrium Outcomes and Correlation between Crises

We now turn to analyse the equilibrium outcome. As we noted above, a threshold equilibrium is characterised by two threshold signals $\hat{\theta}_B$ and $\hat{\theta}_C$ that satisfy the equations: $\theta_B(\hat{\theta}_C) = \hat{\theta}_B$ and $\theta_C(\hat{\theta}_B) = \hat{\theta}_C$. Analysing (7) and (8) that define $\theta_B(\theta_C)$ and $\theta_C(\theta_B)$, respectively, we can see that $\partial\theta_B(\theta_C)/\partial\theta_C < 1$ and $\partial\theta_C(\theta_B)/\partial\theta_B < 1$. This implies that there is exactly one pair $\{\hat{\theta}_B, \hat{\theta}_C\}$ that can form a threshold equilibrium.¹⁴ We provide a formal proof for this point in the Appendix.

Moreover, as we also show in the Appendix, the equilibrium defined above is the only possible equilibrium in our model (i.e., our model does not have non-threshold equilibria). To prove this point we use the assumptions on dominance regions of the fundamentals. Importantly, the proof of uniqueness here is different from the one in most papers in the global games literature (Morris and Shin, 1998), since we have two groups of agents, and thus two threshold signals in equilibrium.¹⁵

Knowing the equilibrium strategies of agents, and taking account of the fact that we have two continuums of agents, we can calculate n and m for each realisation of θ . In order to get a simple characterisation, we focus on the case where σ approaches 0. In this case, the aggregate behaviour of agents in equilibrium is approximately the following: all creditors run on the bank if and only if θ is below $\hat{\theta}_B$ and all speculators attack the currency if and only if θ is below $\hat{\theta}_C$. Then, as noted by Corsetti *et al.* (2004), comparative statics on the prior probability of a bank run (currency attack) can be reduced to the behaviour of $\hat{\theta}_B(\hat{\theta}_C)$. Thus, this framework is convenient for deriving predictions on the probabilities of crises although we are using an improper prior.¹⁶

As it turns out, the equilibrium outcome depends on the configuration of the four threshold signals: θ_B^* , θ_C^* , θ_B^{**} and θ_C^{**} . Given Proposition 1, we know that $\theta_C^* < \theta_C^{**}$ and that $\theta_B^* < \theta_B^{**}$. Thus, there are only six possible configurations of the threshold signals.¹⁷ These configurations are illustrated in Figure 3.

Suppose that $\theta_B^* < \theta_C^*$: if the effect of a currency crisis on the probability of a banking crisis is large enough such that $\theta_C^* < \theta_B^{**}$ (that is, one of the following configurations holds: $\theta_B^* < \theta_C^* < \theta_B^{**} < \theta_C^{**}$ or $\theta_B^* < \theta_C^* < \theta_C^{**} < \theta_B^{**}$), we will observe a strong form of interdependence. If, on the other hand, the effect of a

¹⁴ I thank the referee for offering this intuition.

¹⁵ Another property of our equilibrium is that it is the result of elimination of dominated strategies. Since this is not the focus of the paper, we do not prove this property.

¹⁶ As Corsetti *et al.* (2004) note, when the signals received by agents are very precise relative to the information in the prior, a uniform prior over θ serves as a good approximation in generating the conditional beliefs of agents. Then, the equilibrium obtained under the uniform prior will be a good approximation to the true equilibrium. Thus, if we can say something about the state θ under which a crisis happens, then we may give an approximate answer to the *ex ante* probability of a crisis by evaluating the prior distribution $H(\theta)$ at this state.

¹⁷ The configuration of the threshold signals is determined by the exogenous parameters and functions: t , v , $R(\cdot)$, $f(\cdot)$, and $c(\cdot)$. We ignore cases where two or more of these thresholds equal each other.

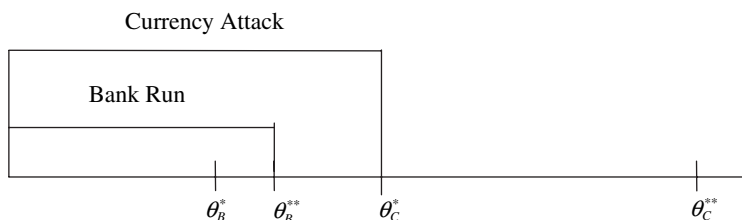


Fig. 5. *Weak Interdependence*

(b) *Equilibrium outcome in a case of weak interdependence:*

In the case where $\theta_B^ < \theta_B^{**} < \theta_C^* < \theta_C^{**}$ and σ approaches 0 : $\hat{\theta}_B$ converges to θ_B^{**} and $\hat{\theta}_C$ converges to θ_C^* .*

We now discuss the implications of the vicious circle in the case of strong interdependence. The first interesting implication of the vicious circle is its effect on the correlation between the two crises. As we can learn from Figure 4, the case of strong interdependence yields perfect correlation between banking crises and currency crises. Thus, in equilibrium, either both crises occur or neither of them does. This perfect correlation is a result of the vicious circle between the two types of crises: as a result of the strong spillovers between the two types of crises, both crises become strongly connected and always happen together.

It is important to note that the perfect correlation is not a result of the fact that both crises are affected by the same fundamentals (θ). Without the existence of spillovers between the two crises, a banking crisis would have occurred below θ_B^* and a currency crisis would have occurred below θ_C^* . While this case generates some positive correlation between the two crises, it does not yield a perfect correlation (since $\theta_B^* < \theta_C^*$). Thus, as Kaminsky and Reinhart (1999) observed in the data, there are two sources for the correlation between the two crises: the first is the common macroeconomic fundamentals behind the two crises, and the second is the vicious circle linking them. In our model, the first source generates some positive correlation between the two crises, while the other magnifies this correlation and makes it perfect.

The other interesting implication of the vicious circle is the destabilising effect that it has on the economy. As we can see from Figure 4, in the range of fundamentals between θ_C^* and $\hat{\theta}$, both crises occur. However, in this range, each crisis occurs just because agents believe that the other crisis is going to occur. To see this, note that this range is above θ_B^* and, thus, creditors that observe signals in this range will not run on the bank if they think that speculators are not going to attack the currency; similarly, since this range is above θ_C^* , speculators that observe signals in this range will attack only if they think that creditors are going to run on the bank. To sum up, in this range, each crisis should not have occurred on its own, however both crises occur just because of the strategic complementarities between speculators and creditors.

In the case of weak interdependence, the implications of the vicious circle are not as extreme as those in the case of strong interdependence. As we can see in Figure 5, in this case, bank runs occur if and only if the fundamentals are below θ_B^{**}

and currency attacks occur if and only if the fundamentals are below θ_C^* . Thus, the correlation between the two crises is not perfect: there is a range of fundamentals where only a currency crisis occurs. (Note, however, that the correlation is still higher than what we would get without any spillovers.) Moreover, in the case of weak interdependence, there is no range of fundamentals where both crises occur just because of the vicious circle. Here, the vicious circle increases the probability of bank runs by increasing the threshold from θ_B^* to θ_B^{**} but does not affect the probability of currency attacks.

To sum up, the vicious circle between banking crises and currency crises increases the correlation between the two crises and affects the vulnerability of the economy to crises. This pattern is much more pronounced when we have a strong form of interdependence. We saw that this strong interdependence results from a strong effect of a currency crisis on the probability of a banking crisis or from a strong effect of a banking crisis on the probability of a currency crisis. In our model, these effects originate from the fact that local banks finance domestic investments with foreign liabilities. Thus, one would expect that economies that rely more on foreign liabilities will be more likely to have a strong form of interdependence. These economies are usually financially liberalised emerging markets. In the next Section we discuss some empirical implications of the model along these lines.

4. Empirical Implications

The strong correlation between banking crises and currency crises in our model is broadly consistent with the twin crises phenomenon documented by Kaminsky and Reinhart (1999). Since the phenomenon was first documented, the empirical literature on twin crises has grown and produced more related findings. In this Section we confront some implications of our model with some of the empirical findings in the literature. We analyse findings on two basic issues that were investigated in the empirical literature:

- (i) How frequent are twin crises relative to regular banking crises (that is, banking crises that are not accompanied by currency crises) and regular currency crises (that is, currency crises that are not accompanied by banking crises)?
- (ii) What are the costs generated by twin crises relative to the costs generated by regular banking or currency crises?

4.1. *The Frequency of Twin Crises*

The empirical literature has mostly found that the frequency of twin crises relative to regular banking or currency crises is high in financially liberalised emerging markets. This relative frequency is much lower in industrial economies or in developing economies that are not financially liberalised. This finding is the main conclusion of the study by Glick and Hutchison (2002) and it is also supported by Eichengreen and Bordo (2002) and Bordo *et al.* (2001). Kaminsky and Reinhart

(1999) also point to the strong connection between financial liberalisation and the twin crises phenomenon. They conclude that during the 1970s, when financial markets were highly regulated, there was no apparent link between banking crises and currency crises but the two became closely entwined in the 1980s following the liberalisation of financial markets across many parts of the world.

Our model is consistent with these findings. In the model, two factors account for the correlation between banking crises and currency crises (which determines the frequency of twin crises). The first factor is the common fundamental θ , which affects the prospects of the bank and the prospects of the currency in the same direction. The second factor is the vicious circle between the two crises, according to which the occurrence of a banking crisis increases the likelihood of a currency crisis (θ_B has a positive effect on θ_C), and vice versa. In the model, the vicious circle is generated by the dependence of the country on foreign loans denominated in terms of the foreign currency. These loans lead to the currency mismatch that generates the effect of a currency crisis on the probability of a banking crisis, and they also lead to the loss of reserves that follows a banking crisis and affects the probability of a currency crisis.

Thus, when the country does not depend on these loans, the correlation between the two crises will be caused mostly by the common fundamental θ , and will be smaller. The dependence on loans denominated in foreign currency is typical to financially liberalised emerging markets. It is less typical to industrial economies and to developing economies that are not financially liberalised. Thus, in our model, financially liberalised emerging markets are expected to exhibit more twin crises.

For example, consider the case studied in part a of Proposition 2. A perfect correlation between banking crises and currency crises is obtained there as a result of the strong positive effect that the occurrence of one crisis has on the probability of the other crisis. This effect is a result of the dependence on foreign liabilities, which is typical to financially liberalised emerging markets. If this effect was weak, as in part b of Proposition 2, the correlation between the two crises would be smaller, and thus the frequency of twin crises relative to regular crises would be smaller.

4.2. *The Costs of Twin Crises*

Many researchers have analysed the costs of twin crises and compared them with the costs of regular banking crises or with the costs of regular currency crises. In most cases, twin crises have been shown to generate higher costs than either a regular banking crisis or a regular currency crisis. Kaminsky and Reinhart (1999), for example, show that, on average, the cost of bailout that follows a twin crisis (13.3% of GDP) is much higher than the cost that follows a regular banking crisis (5.1% of GDP). Similarly, in their sample, the loss of reserves that follows a twin crisis (25.4% of total reserves) is much higher than the loss of reserves that follows a regular currency crisis (8.3% of total reserves). Hoggarth *et al.* (2002) analysed the costs of twin crises and regular banking crises in terms of fiscal costs and output loss, and also found that twin crises are generally more costly than regular

banking crises. Interestingly, they show that this pattern holds very strongly in emerging markets but not in developed economies.

Since a twin crisis involves a banking crisis and a currency crisis, an additional natural way to assess its severity is by comparing its costs with the sum of the costs of a regular banking crisis and those of a regular currency crisis. If the costs of a twin crisis are higher, it means that there are additional interactive effects associated with twin crises that damage the economy beyond the damage that is generated by regular banking and currency crises. Evidence provided by Eichengreen and Bordo (2002) suggest that in emerging markets, during the period 1973–97, the loss of output following a twin crisis was, on average, higher than the loss that followed a regular banking crisis plus the loss that followed a regular currency crisis. The case of industrial economies is different: there, on average, the costs of a twin crisis were not higher than the sum of the costs of a banking crisis and the costs of a currency crisis. Hutchison and Noy (2004), who looked at the same question, did not find any evidence to support the hypothesis that the occurrence of a twin crisis exerts an additional significant cost beyond the sum of the costs of each of the crises alone.

To address this issue in our model, we need to find a measure for the severity of a crisis. A natural measure for the severity of a banking crisis is n – the number of creditors that run on the bank. When n is higher, more long-term projects are being liquidated, and thus the loss of output is expected to be higher. Also, if the government bails out the bank, the fiscal costs associated with the bail out will be higher when more creditors run on the bank.¹⁸ Similarly, a natural measure for the severity of a currency crisis is m – the number of speculators that attack the currency.

Then, according to Proposition 1, due to the vicious circle between banking crises and currency crises, for each level of θ , when more creditors run on the bank, more speculators will attack the currency, and vice versa. Thus, banking crises will be more severe when they are accompanied by currency crises, and vice versa. As a result, the costs generated by twin crises are expected to be higher than the costs of regular banking crises, the costs of regular currency crises, and the sum of the two. Importantly, in the model, this pattern is a result of the vicious circle between banking crises and currency crises. Thus, as we explained above, the pattern is more likely to hold in financially liberalised emerging markets. In developed countries, on the other hand, the occurrence of a currency crisis is not expected to affect the severity of a banking crisis, and vice versa, and thus the crises will not be more costly when they happen together. These results are consistent with the findings of Kaminsky and Reinhart (1999), Hoggarth *et al.* (2002) and Eichengreen and Bordo (2002).

4.3. *The Causes of Twin Crises*

In addition to the effect of financial liberalisation on the likelihood of twin crises, the empirical literature analysed other factors that affect the likelihood of these

¹⁸ The case of a lender of last resort is studied in the next Section.

crises. For example: Eichengreen and Bordo (2002) found that the strength of the commitment to a fixed exchange rate regime has a negative effect on the likelihood of twin crises. Kaminsky and Reinhart (1999) found that low international reserves and expansion of bank credit have a positive effect on the likelihood of twin crises. These factors and others are consistent with our model. However, since these factors are not unique to the twin crises phenomenon, we do not discuss them here.

5. Policy Implications

The literature on financial crises has proposed many policy measures that may be able to reduce the likelihood of banking crises or currency crises. An interesting implication of our model is that, due to the spillovers between the banking sector and the currency market, the overall effect of such policy measures may be more complicated than their simple direct effect. Below, we discuss several standard policy measures that were proposed in the literature, and show how their implications change when the interaction between the banking sector and the currency market is taken into account. Methodologically, we distinguish between policy measures that have a direct effect on the probability of one crisis and those that have a direct effect on the probability of two crises. Throughout the discussion we preserve the basic set up, where the bank has a currency mismatch and the government is committed to a fixed exchange rate regime. While it is important to understand why this basic set up existed in so many emerging markets, this issue is beyond the scope of this paper.

5.1. Policy Measures with a Direct Effect on One Crisis – Transaction Costs

Due to the spillovers between the banking sector and the currency market, a basic implication of our model is that policy measures that are usually perceived as helpful in reducing the probability of currency crises can also reduce the probability of banking crises, and vice versa. This effect can be quite significant given the magnifying effect that the vicious circle has on the probabilities of both crises.

For example, we analyse the effect of t : the transaction cost that speculators have to bear in order to attack the currency. We define a function $\theta_C(\theta_B, t)$ that characterises the threshold signal that is played by speculators as a function of the threshold signal that is played by creditors and of the transaction cost. As we can learn from the characterisation of $\theta_C(\theta_B)$ in Section 2, $\theta_C(\theta_B, t)$ is increasing in θ_B and decreasing in t . Suppose that at the current level of t , t_0 , the following configuration holds: $\theta_B(-\infty) < \theta_C(-\infty, t_0) < \theta_B(\infty) < \theta_C(\infty, t_0)$. (Note that θ_B depends only on θ_C and not on t .) Assume also that σ approaches 0. Then, as we show in part (a) of Proposition 2, both $\hat{\theta}_B$ and $\hat{\theta}_C$ will be between $\theta_C(-\infty, t_0)$ and $\theta_B(\infty)$.

Now, suppose that the government increases t to t_1 , and as a result the threshold signals in the currency market decrease such that $\theta_C(-\infty, t_1) < \theta_C(\infty, t_1) < \theta_B(-\infty)$. Using arguments similar to the ones in Proposition 2, we can show that in this case, $\hat{\theta}_B = \theta_B(-\infty)$ and $\hat{\theta}_C = \theta_C(\infty, t_1)$. Thus, by increasing the transaction cost, the government can directly reduce the probability of a currency

attack – as was already noted by Morris and Shin (1998) – and indirectly reduce the probability of a bank run.

Other policy measures that will directly reduce the probability of a currency attack and indirectly reduce the probability of a bank run include: strengthening the commitment to the fixed exchange rate regime (increasing v), and increasing the amount of reserves held by the government (thus, changing the function $c(\cdot)$, such that a loss of reserves will have a smaller effect on the cost of defending the currency). Similarly, policy measures that have a direct effect on the probability of a bank run may indirectly reduce the probability of a currency attack. Such a policy measure could be a decrease in the payment that is promised to creditors in case of an early withdrawal.

5.2. *Policy Measures with a Direct Effect on Two Crises – Lender of Last Resort*

The analysis becomes more complicated when a policy measure has direct effects on the probabilities of both crises, especially if these effects are in opposite directions. Such a policy measure, which is often mentioned as a potential solution to the bank-run problem, is the ‘Lender of Last Resort’. In our framework, due to its effect on the likelihood of currency attacks, the effect of this policy measure is ambiguous. We now turn to discuss this issue.

Under a regime of ‘Lender of Last Resort’ (LOLR), the government commits to lend money to the bank in case of a bank run. Then, the bank will be able to pay creditors that demand early withdrawal, without liquidating the long-term asset. In the bank-run literature, it is known that a LOLR can prevent bank runs.¹⁹ This is because it eliminates the strategic complementarities among creditors. Thus, under a LOLR regime, each creditor knows that even if other creditors withdraw early, the bank will not have to liquidate any asset, and thus her long-term return is not going to be affected.

In our framework, however, when we take into account the effect of a LOLR on the exchange rate, and the effect of the exchange rate on the prospects of the bank, the issue of a LOLR becomes more complicated. First, note that since the liabilities of the bank are in dollars, a LOLR has to lend dollars to the bank in case of a bank run. This, in turn, generates a loss of reserves and an increase in the probability of depreciation. (Note that if the government does not act as a LOLR, there is an indirect loss of $(1 - \alpha)$ dollars of reserves per each creditor that runs on the bank. However, when the government acts as a LOLR, the loss of reserves will be 1 dollar per creditor.) Then, since depreciation generates a higher incentive to run on the bank, a LOLR might encourage creditors to run. The key point is that when we take into account the change in the exchange rate, a LOLR does not eliminate the complementarities among creditors, and as a result does not prevent panic-based bank runs. Thus, when more creditors run on the bank, the expected level of the exchange rate is lower, and the incentive of other creditors to run increases. As a result, panic-based bank runs are not prevented and their probability might even be higher under a LOLR regime.

¹⁹ For example, Rochet and Vives (2004).

In order to demonstrate this point in the simplest possible way, we simplify our framework, and preserve only the ingredients that are essential for the discussion on LOLR. Suppose that the gross return creditors get from the bank is either $R(\theta, n, e)$ dollars in the long term or 1 dollar in the short term. Here, θ represents the level of fundamentals, n represents the proportion of the asset that is liquidated in the short term, and e is the level of the exchange rate in the long term. In the spirit of our model, $\partial R/\partial\theta > 0$, $\partial R/\partial n < 0$, and $\partial R/\partial e > 0$. We assume that the bank can sell the asset at the short term for dollars (thus, $\alpha = 1$) and that the level of the exchange rate e depends only on the amount of reserves that the government loses, which is denoted as l . Then, $e = e(l)$, and $\partial e/\partial l < 0$. Suppose also that the only players besides the government and the bank are creditors that have to decide whether to withdraw early or not (we have a continuum $[0,1]$ of creditors).²⁰ The structure of information remains the same and σ approaches 0. The government is losing reserves only if it acts as a LOLR. We analyse the equilibrium outcome with and without a LOLR.

Without a LOLR, a bank run does not cause any loss of reserves for the government, which means that $l = 0$. Strategic complementarities among creditors result from the increasing returns to scale on the investment of the bank. As in Section 3, one can show the existence of a unique threshold equilibrium, where a bank run will occur if and only if the level of the fundamentals is below θ_{NL} . Then, a creditor that observes θ_{NL} will be indifferent under the belief that the proportion of creditors who run is uniformly distributed between 0 and 1. This yields the following characterisation of θ_{NL} (for more details, see the derivation of $\theta_B(\theta_C)$ in Section 2):

$$\int_0^1 \{R[\theta_{NL}, x, e(0)] - 1\} dx = 0. \quad (9)$$

With a LOLR, a bank run does not cause any liquidation of the asset but leads to depreciation that reduces the return in terms of dollars. Then, a bank run will occur if and only if the level of the fundamentals is below θ_L , where θ_L is characterised by:

$$\int_0^1 \{R[\theta_L, 0, e(x)] - 1\} dx = 0. \quad (10)$$

From the above two equations, it is not clear whether the probability of a bank run is higher without LOLR or with LOLR. The answer depends on the derivatives of R with respect to n and e , and on the derivative of e with respect to l . Thus, if a loss of reserves is going to generate a huge depreciation and a sharp decrease in the real long-term return of the asset, then LOLR might increase the probability of a bank run.

The analysis suggests that before stating its willingness to act as a LOLR, the government should carefully assess the implications of this policy measure on the currency market. This is not merely because of the adverse effect that a LOLR has

²⁰ Here, we chose to ignore speculators and preserve only the basic interaction between the banking sector and the currency market. Adding speculators to the analysis will not change the results.

on the currency market, but mainly because of the feedback effect that this might have on the bank. As shown above, although a LOLR is meant to prevent bank runs, it might have an opposite effect when the interaction between the banking sector and the currency market is taken into account.

Thus, other policy measures to prevent bank runs may be preferred when a vicious circle between the banking sector and the currency market exists. An example for such a policy measure is suspension of convertibility. Here, when a bank run happens, the bank suspends liquidation of short-term liabilities. Then, creditors do not have a reason to run on the bank, as they know that long-term projects are not going to be liquidated. As we know from the bank run literature, suspension of convertibility may prevent bank runs, as it eliminates the strategic complementarities between creditors. In addition, when suspension of convertibility is announced, there should not be a direct effect on the probability of a currency attack. Thus, suspension of convertibility can directly reduce the probability of a bank run without generating any feedback effect that might eventually generate an increase in the probability of a bank run.

Another policy measure that can reduce the probability of a bank run without having any feedback effect through the currency market is an international LOLR. Here, an international lender (for example: the IMF) provides liquidity to the bank in case of a bank run, and thus there is no loss of reserves to the government. Thus, the existence of an international LOLR may be extremely important when individual countries are exposed to a vicious circle between the banking sector and the currency market.

To sum up, the analysis of LOLR demonstrates that before taking a policy measure against one type of crisis, the government should assess the effect that this policy measure has on the probability of the other type of crisis. There are other cases, in which this type of argument may be applied. For example, a policy measure that is often used against currency attacks is an increase in the interest rate that increases the cost of speculation, and reduces the likelihood of an attack. However, an increase in the interest rate also generates an adverse effect on the banking sector, as it makes creditors more eager to run, and thus increases the likelihood of a bank run.

6. Concluding Remarks

In this paper, we studied a model where strategic complementarities between creditors and speculators generate a vicious circle between banking crises and currency crises. This vicious circle magnifies the correlation between the two crises and destabilises the economy. We analysed empirical and policy implications that are unique to the case of interaction between the banking sector and the currency market, and showed that a Lender of Last Resort might not achieve its goal in such a framework.

In this paper, strategic complementarities between creditors and speculators are the result of foreign liabilities held by domestic banks. Thus, the paper shows that foreign capital might generate some undesirable outcomes. However, one should not conclude that foreign liabilities are not desirable. This is because there are

several ways to prevent the vicious circle without reducing the amount of foreign liabilities.

First, if domestic banks avoid short-term debt contracts that enable creditors to withdraw a fixed amount of money in the short term, there would not be a problem of coordination among creditors, and as a result there would not be a vicious circle between banking and currency crises. Second, if banks hedged themselves against (direct or indirect) exchange rate risks, the positive impact of depreciation on the probability of a bank run would be prevented, and vicious circles would not be observed. Third, if governments avoided fixing the exchange rate at an over-appreciated level, speculators would not have an incentive to attack the domestic currency and the destabilising effect of depreciation on the banking system would be prevented.

An open question is why, in many recent events, short-term contracts were used, banks did not hedge themselves against exchange rate risks and governments held non-flexible exchange rate regimes. A potential explanation is that these features might be essential in the case of a small emerging market that is trying to raise capital from abroad. For example, short-term debt contracts could be a result of asymmetric information between foreign lenders and domestic borrowers; lack of hedging could reflect undeveloped financial markets; and non-flexible exchange rate regimes could originate from the need to provide some stability in order to attract foreign capital. However, this paper does not try to provide explanations for the existence of the above features. The purpose of this paper is rather to analyse their consequences.

Wharton School, University of Pennsylvania

Date of receipt of first submission: February 2002

Date of receipt of final typescript: May 2004

Technical Appendix is available for this paper: www.res.org.uk/economic/ta/tahome.asp

References

- Allen, F. and Gale, D. (2000). 'Optimal currency crises', *Carnegie Rochester Series on Public Policy*, vol. 53, pp. 177–230.
- Bordo, M., Eichengreen, B., Klingebiel, D. and Martinez-Peria, S. M. (2001). 'Is the crisis problem growing more severe?', *Economic Policy*, vol. 24, pp. 51–82.
- Burnside, C., Eichenbaum, M. and Rebelo, S. (2001a). 'Hedging and financial fragility in fixed exchange rate regimes', *European Economic Review*, vol. 45, pp. 1151–93.
- Burnside, C., Eichenbaum, M. and Rebelo, S. (2001b). 'Prospective deficits and the Asian currency crises', *Journal of Political Economy*, vol. 109, pp. 1155–98.
- Carlsson, H. and van Damme, E. (1993). 'Global games and equilibrium selection', *Econometrica*, vol. 61, pp. 989–1018.
- Chang, R. and Velasco, A. (2000). 'Financial fragility and the exchange rate regime', *Journal of Economic Theory*, vol. 92, pp. 1–34.
- Chang, R. and Velasco, A. (2001). 'A model of financial crises in emerging markets', *Quarterly Journal of Economics*, vol. 116, pp. 489–517.
- Corsetti, G., Dasgupta, A., Morris, S. and Shin, H. S. (2004). 'Does one Soros make a difference? The role of a large trader in currency crises', *Review of Economic Studies*, vol. 71, pp. 87–114.
- Dasgupta, A. (2004). 'Financial contagion through capital connections: a model of the origin and spread of bank panics', *Journal of the European Economic Association*, vol. 22, pp. 1049–84.

- Diamond, D. W. and Dybvig, P. H. (1983). 'Bank runs, deposit insurance, and liquidity', *Journal of Political Economy*, vol. 91, pp. 401–19.
- Dornbusch, R., Goldfajn, I. and Valdes, R.O. (1995). 'Currency crises and collapses', *Brookings Papers on Economic Activity*, vol. 2, pp. 219–70.
- Eichengreen, B. and Bordo, M. (2002). 'Crises now and then: what lessons from the last era of financial globalisation?', NBER Working Paper no. 8716.
- Frankel, D., Morris, S. and Pauzner, A. (2003). 'Equilibrium selection in global games with strategic complementarities', *Journal of Economic Theory*, vol. 108, pp. 1–44.
- Glick, R. and Hutchison, M. M. (2002). 'Banking and currency crises: how common are twins?', unpublished manuscript, University of California, Santa Cruz.
- Goldfajn, I. and Valdes, R. O. (1997). 'Capital flows and the twin crises: the role of liquidity', IMF Working paper no. 97–87.
- Goldstein, I. and Pauzner, A. (2004). 'Contagion of self-fulfilling financial crises due to diversification of investment portfolios', *Journal of Economic Theory*, vol. 119, pp. 151–88.
- Goldstein, I. and Pauzner, A. (2005). 'Demand deposit contracts and the probability of bank runs', *Journal of Finance*, Forthcoming.
- Hartigan, J. A. (1983). *Bayes Theory*, New York: Springer-Verlag.
- Hoggarth, G., Reis, R. and Saporta, V. (2002). 'Costs of banking system instability: some empirical evidence', *Journal of Banking and Finance*, vol. 26, pp. 825–55.
- Hutchison, M. M. and Noy, I. (2004). 'How bad are twins? Output costs of currency and banking crises', *Journal of Money, Credit and Banking*, forthcoming.
- Kaminsky, G. L. and Reinhart, C. M. (1999). 'The twin crises: the causes of banking and balance-of-payments problems', *American Economic Review*, vol. 89, pp. 473–500.
- Krugman, P. (1999). 'Balance sheets, the transfer problem, and financial crises', *International Tax and Public Finance*, vol. 6, pp. 459–72.
- Marion, N. P. (1999). 'Some parallels between currency and banking crises', *International Tax and Public Finance*, vol. 6, pp. 473–90.
- Miller, V. (1996). 'Speculative currency attacks with endogenously induced commercial bank crises', *Journal of International Money and Finance*, vol. 15, pp. 383–403.
- Miller, V. (1998a). 'Domestic bank runs and speculative attacks on foreign currencies', *Journal of International Money and Finance*, vol. 17, pp. 331–8.
- Miller, V. (1998b). 'The double drain with a cross-border twist: more on the relationship between banking and currency crises', *American Economic Review*, vol. 88, pp. 439–43.
- Morris, S. and Shin, H. S. (1998). 'Unique equilibrium in a model of self-fulfilling currency attacks', *American Economic Review*, vol. 88, pp. 587–97.
- Morris, S. and Shin, H. S. (2001). 'Rethinking multiple equilibria in macroeconomics', in *NBER Macroeconomics Annual 2000*, pp. 139–61. Cambridge: MIT Press.
- Morris, S. and Shin, H. S. (2003). 'Global games: theory and applications', in (M. Dewatripont, L. Hansen and S. Turnovsky, eds), *Advances in Economics and Econometrics*, pp. 56–114. Cambridge: Cambridge University Press.
- Morris, S. and Shin, H. S. (2004). 'Coordination risk and the price of debt', *European Economic Review*, vol. 48, pp. 133–53.
- Obstfeld, M. (1996). 'Models of currency crises with self-fulfilling features', *European Economic Review*, vol. 40, pp. 1037–47.
- Radelet, S. and Sachs, J. D. (1998). 'The East Asian financial crisis: diagnosis, remedies, prospects', *Brookings Papers on Economic Activity*, vol. 1, pp. 1–74.
- Rochet, J. and Vives, X. (2004). 'Coordination failures and the lender of last resort: was Bagehot right after all?', *Journal of the European Economic Association*, vol. 2, pp. 1116–47.
- Velasco, A. (1987). 'Financial crises and balance of payments crises', *Journal of Development Economics*, vol. 27, pp. 263–83.